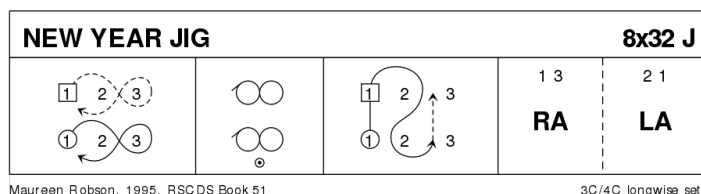


# SD 45 Anniversary Ball

## 1 NEW YEAR JIG J32 · 3/4L

Maureen Robson: RSCDS LI 8 · Crib: E-cribs · Diagram: Keith Rose's Diagrams

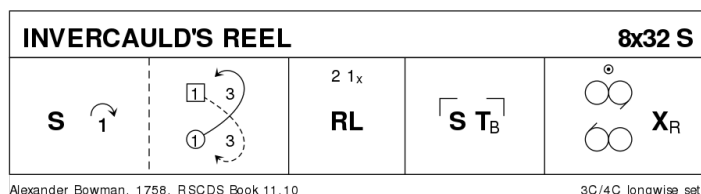
- 1-- 1c parallel Fig8 on sidelines, 1c Rsh to 2c to start  
 9-- Parallel Reels3 on sidelines, 1c Rsh to 2c to start, 1W facing out at end  
 17-- 1W followed by P cast round 2W | dance between 2c to M side ; cast round 2M to 2pl (2c up on [23-24]) (2,1,3)  
 25-- 1c+3c RHA ; 2c+1c LHA, 1W facing out at end.



## 2 INVERCAULD'S REEL S32 · 3/4L

Alexander Bowman: RSCDS XI 10 · Crib: E-cribs · Diagram: Keith Rose's Diagrams

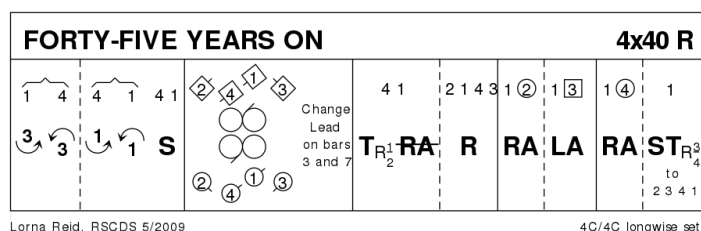
- 1-- 1c set | cast off (2c up) ; cross down between 3c and cast up to 2plx  
 9-- 2c+1c R&L, 1c finish facing 1cnr  
 17-- 1c set to and turn corners, finish between cnrs  
 25-- Reels3(6) on the sides (Lsh to 1cnrs) | 1c cross (to 2,1,3)



## 3 FORTY-FIVE YEARS ON R40 · 4/4L

L Reid: Magazine Dances 2005-2009 · Crib: E-cribs · Diagram: Keith Rose's Diagrams

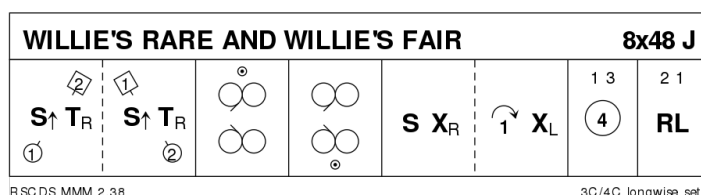
- 1-- 1c dance to bottom **while{4}** 4c cast to top ; 4c dance down one **while{2}** 1c cast up one (2c+3c step to ends) | 1c+4c set, turning so M face down and W up (2,4,1,3)  
 9-- Rsh Reels3 on the sides, 1c+4c dancing as one and changing lead (2,4,1,3)  
 17-- 4c+1c turn P RH ½ | ½ RHA ; 2c+1c & 4c+3c repeat (1,2,3,4)  
 25-- 1c (1W leading)+2M RHA, 2M finishes in 1M's place (2W up) ; 1c+3W LHA (3M up)  
 33-- 1c+4M RHA (4W up) ; 1c set | turn RH ¾ to (2,3,4,1), and face out to continue.



## 4 WILLIE'S RARE AND WILLIE'S FAIR J48 · 3/4L

Miss Milligan's Miscellany of Scottish Country Dances · Crib: E-cribs · Diagram: Keith Rose's Diagrams

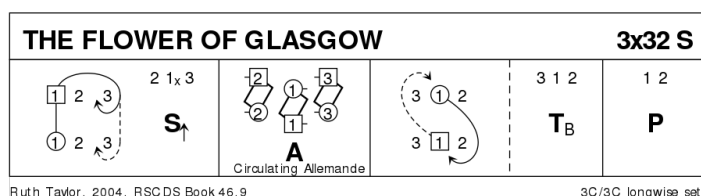
- 1-- 1M+2W set advancing and turn RH, 1W+2M repeat  
 9-- Reels3 on opposite sides (1c cross down)  
 17-- Reels3 on own side, 1c crossing back  
 25-- 1c set, cross RH, cast off one (2c up), cross LH  
 33-- 1c+3c circle4 L and back  
 41-- 2c+1c R&L.



## 5 THE FLOWER OF GLASGOW S32 · 3/3L

Ruth Taylor (CAN): RSCDS XLVI 9 · Crib: E-cribs · Diagram: Keith Rose's Diagrams

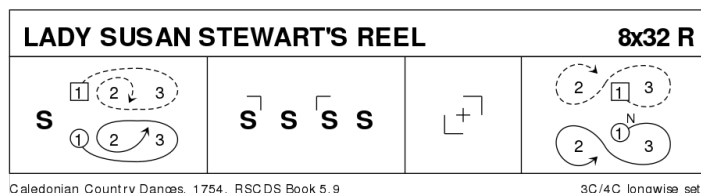
- 1-- 1W, 1M following, cast off 2, cross below 3c ; 1W cast up and 1M dance up the middle and 2c dance up (to 2,1x,3) | All set adv into promhold, 1c facing down, 2c & 3c up  
 9-- Circulating Allemande: all dance as in a normal 3c allemande, only 1c starts down, finish (3,1x,2)  
 17-- 1c ½ Fig8 L (W up M down) ; all turn P BH (3,1,2)  
 25-- 1c+2c Poussette (3,1,2)



## 6 LADY SUSAN STEWART'S REEL R32 · 3/4L

RSCDS V 9 · Crib: E-cribs · Diagram: Keith Rose's Diagrams

- 1– 1c set | cast off 2, meet below 3c ; dance to the top and cast off to face 1c (2c up)
- 9– SetH&G , at end 1c set advancing to face 1c
- 17– Turn CPCS, finish in the middle facing down NHJ on own side
- 25– 1c dance down | cast up round 3c ; dance up between 2c | cast off to (2,1,3)

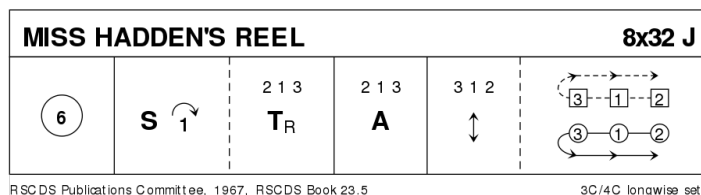


## Break

## 7 MISS HADDEN'S REEL J32 · 3/4L

RSCDS: RSCDS XXIII 5 · Crib: E-cribs · Diagram: Keith Rose's Diagrams

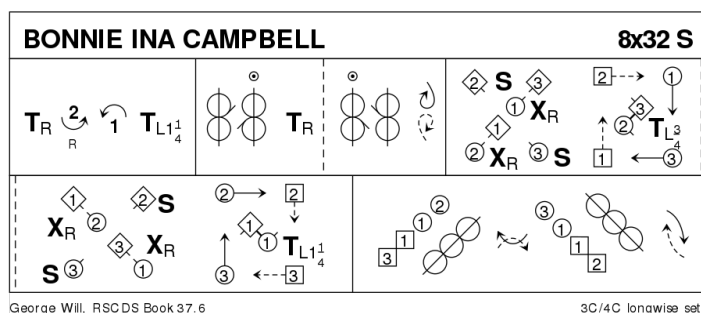
- 1– 1c+2c+3c Circle6 and back
- 9– 1c set | cast off (2c up) ; 2c+1c+3c turn RH into
- 17– 2c+1c+3c Allemande (3,1,2)
- 25– All A&R ; 3c followed by 1c cast off and 2c dance up to (2,1,3) (second time: 3c dance through 4pl to 3pl and 1c dance to 4pl)



## 8 BONNIE INA CAMPBELL S32 · 3/4L

George Will: RSCDS XXXVII 6 · Crib: E-cribs · Diagram: Keith Rose's Diagrams

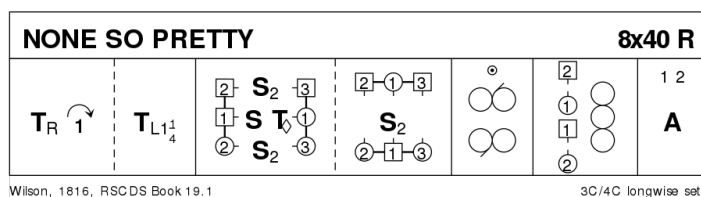
- 1– 1c turn RH | lead down (2c up) ; cast up round 3c to 2pl | turn LH to finish between end C facing 1c
- 9– Opposing Lsh Reels3 across, but halfway 1c switch reels with quick turn RH, at the end 1c meet and pull Rsh back to face 1c
- 17– 1c+1cns change pl. RH **while**{2} 2cns set diagonally | 1cnperss turn ¾ LH **while**{2} 1c+2cnperss chase 1 place clw ; 1c+1cnperss change places RH **while**{2} 2cns set diagonally | 1c turn LH 1¼ to face 1c **while**{2} cns chase 1 place clw
- 25– 1c ½ Rsh Reel4 with 1cns , pass Rsh ; ½ Rsh Reel4 with 2cns , passing Rsh to (2,1,3)



## 9 NONE SO PRETTY R40 · 3/4L

Thomas (19C) Wilson: RSCDS XIX 1 · Crib: E-cribs · Diagram: Keith Rose's Diagrams

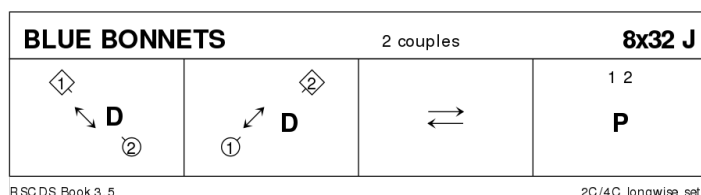
- 1– 1c turn RH, cast off (2c up) ; turn 1¼ LH to finish 1W/1M between 2c/3c
- 9– set twice in lines across, on [11-12] 1c petronella to opposite sidelines ; 2c+1c+3c set twice (2,1x,3)
- 17– Reels3 on sidelines (Rsh to 2cns), 1c finish BtoB between 2c facing opposite side (no loops at the end)
- 25– 1c+2c Reel4 across, at end 1c meet as 2c curves down into
- 33– 1c+2c Allemande (2,1,3)



## 10 BLUE BONNETS J32 · 2/4L

RSCDS III 5 · Crib: E-cribs · Diagram: Keith Rose's Diagrams

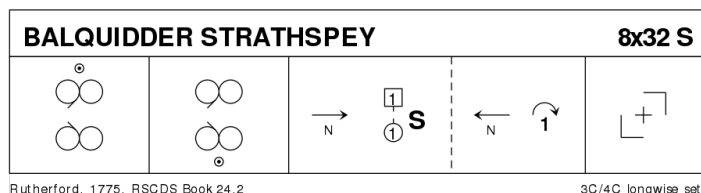
- 1– 1W+2M A&R ; dance BtoB
- 9– 1M+2W repeat
- 17– 1c lead down the middle and up
- 25– 1c+2c Poussette



## 11 BALQUIDDER STRATHSPEY S32 · 3/4L

David Rutherford: RSCDS XXIV 2 · Crib: E-cribs · Diagram: Keith Rose's Diagrams

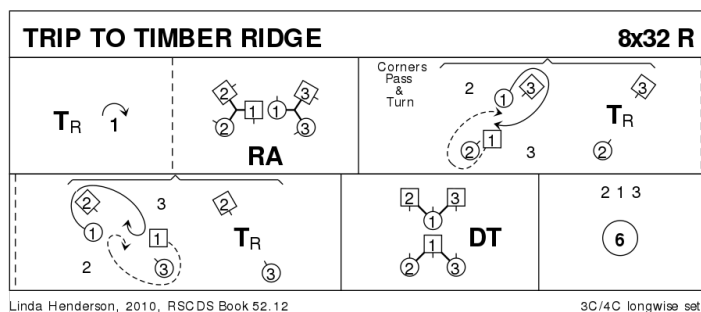
- 1– 1c+2c+3c mirror Reels3 on the sides, 1c crossing down to begin
- 9– Repeat, 1c crossing back to own sides
- 17– 1c dance NHJ between 2c, face each other and set ; dance to top and cast off to face 1c nr (2c up)
- 25– Turn CPCP (2,1,3)



## 12 TRIP TO TIMBER RIDGE R32 · 3/4L

Linda Henderson: RSCDS LII 12 · Crib: E-cribs · Diagram: Keith Rose's Diagrams

- 1-- 1c turn RH | cast (2c up) ; 1W+2c & 1M+3c RHA, 1c facing 1cnrs at end
- 9-- Corners Pass and Turn, on [16] 1c pull Rsh back to finish BtoB in centre facing opposite side
- 17-- DTr, on [23-24] 1c Petronella turn to 2pl (2,1,3)
- 25-- Circle6 and back

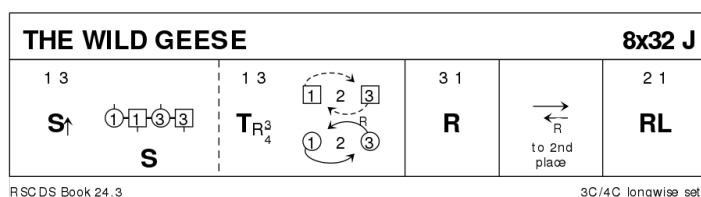


# Break

## 13 THE WILD GEESE J32 · 3/4L

RSCDS XXIV 3 · Crib: E-cribs · Diagram: Keith Rose's Diagrams

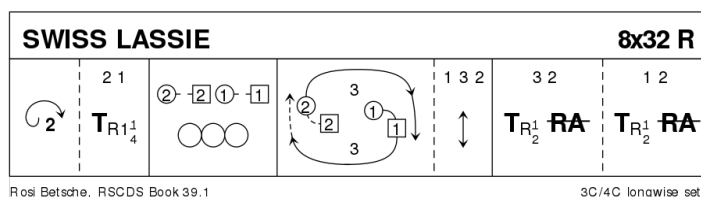
- 1– 1c+3c set advancing to midline with P on R | BiL ; 1c turn ¾ RH and cast off to 3pl **while**{4} 3c turn ¾ RH and lead to 1pl (3,2,1)
- 9– repeat [1-8] from new positions (1,2,3)
- 17– 1c lead down the middle (2c up on [19-20]) ; and up to (2,1,3)
- 25– 2c+1c R&L



## 14 SWISS LASSIE R32 · 3/4L

Rosi Betsche: RSCDS XXXIX 1 · Crib: E-cribs · Diagram: Keith Rose's Diagrams

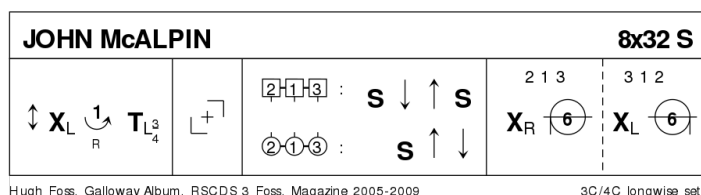
- 1– 1c cast off 2 (dance in to begin) (2c+3c up) ; 2c+1c 1¼ turn RH to midline, facing P
- 9– 2c+1c Reel4 on midline, 2M and 1W end facing opposite side, with P behind
- 17– 2c & 1c chase clw round 3c to (1,3,2) ; All A&R
- 25– 3c+2c turn RH ½, leading into ½ RHA, to sidelines ; 1c+2c repeat (2,1,3)



## 15 JOHN MCALPIN S32 · 3/4L

Hugh Foss: Magazine Dances 2005-2009 · Crib: E-cribs · Diagram: Keith Rose's Diagrams

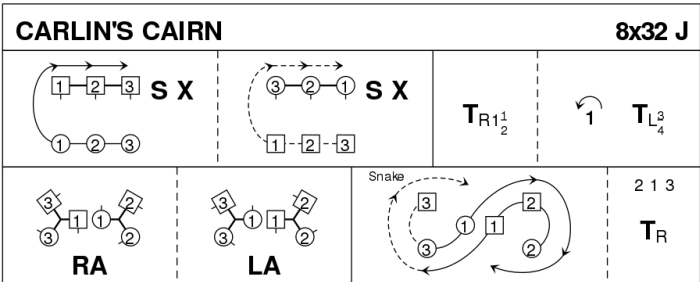
- 1– 1c advance and touch RH {1}, retire {1} | cross LH ; lead down RH (2c up) | turn LH to face 1cnrs
- 9– Turn CPCP (to 2,1,3)
- 17– 2W+1W+3W set, advance ; retire, and set, **while**{2M+1M+3M stand | set ; A&R
- 25– All cross RH | ½ circle6 L ; All cross LH | ½ circle6 R (to 2,1,3)



16 CARLIN'S CAIRN J32 · 3/4L

Jean Attwood: Alexander Dances Book 8 · Crib: E-cribs · Diagram: Keith Rose's Diagrams

- 1-- 1M, 2M+3M following, dance across the top and down W side **while{4}** all W set and cross ; repeat, the W crossing at the top as the M set and cross (3,2,1)
- 9-- 1c turn RH 1½ ; 1c cast up (2c down) and turn LH ¾
- 17-- 3c+1W & 1M+2c RHA, 1c pass Rsh ; 3c+1M & 1W+2c LHA, unwinding into
- 25-- Snake pass: 1M (leading) +3M+3L & 1W (leading) +2W+2M, all passing the others Rsh, finishing (2,1,3) ; All turn P RH (2,1,3)



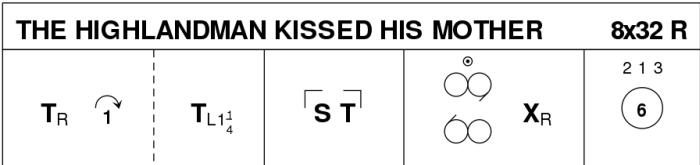
Jean Attwood, Alexander Dances Book 8

3C/4C longwise set.

17 THE HIGHLANDMAN KISSED HIS MOTHER R32 · 3/4L

Miss Milligan's Miscellany of Scottish Country Dances · Crib: E-cribs · Diagram: Keith Rose's Diagrams

- 1-- 1c turn RH | cast off (2c up) ; turn LH 1½ to face 1cnrs
- 9-- 1c set to and turn corners, finish facing 1cnrs
- 17-- Reels3{6} with corners, Lsh to 1cnr | 1c cross own side
- 25-- 2c+1c+3c circle6 and back



RSCDS MMM 1.20

3C/4C longwise set.